



To  
The Secretary,  
The Calcutta Stock Exchange Limited, 7,  
Lyons Range, Kolkata 700001

**Date: 11.01.2020**

**Ref.: Scrip Code: 541741**

**Ref: Share Holding Pattern under regulation 31(1) (b) of SEBI (Listing Obligations and Disclosure Requirements) Regulation, 2015**


Dear Sir,

With reference to the above mentioned subject, please find the enclosed herewith share holding pattern for the Quarter ended on 31<sup>st</sup> December, 2019.

We request you to take the above information on the record.

Thanking you

Yours faithfully,  
**For Tinna Trade Limited**



**Monika Gupta**  
(Company Secretary)

**TINNA TRADE LIMITED**

CIN : L51100DL2009PLC186397

Regd. Office : No.-6, Sultanpur, (Mandi Road) Mehrauli, New Delhi-110030


Tel. No. : +91 11 4951 8530 (70 Lines) Fax : +91 11 2680 4883

E-mail : ttl.del@tinna.in Website: www.tinnatrade.in

| General information about company  |                       |
|--|-----------------------|
| Scrip code   | 541741                |
| NSE Symbol   |                       |
| MSEI Symbol  |                       |
| ISIN   | INE401201019          |
| Name of the company  | TINNA TRADE LIMITED   |
| Whether company is SME   | No                    |
| Class of Security  | Equity Shares         |
| Type of report   | Quarterly             |
| Quarter Ended / Half year ended/Date of Report (For Prelisting / Allotment)                | 31-12-2019            |
| Date of allotment / extinguishment (in case Capital Restructuring selected) / Listing Date |                       |
| Shareholding pattern filed under   | Regulation 31 (1) (b) |



| Declaration |  |        |                             |                    |                          |
|-------------|--|--------|-----------------------------|--------------------|--------------------------|
| Sr. No.     | Particular   | Yes/No | Promoter and Promoter Group | Public shareholder | Non Promoter- Non Public |
| 1           | Whether the Listed Entity has issued any partly paid up shares?                        | No     | No                          | No                 | No                       |
| 2           | Whether the Listed Entity has issued any Convertible Securities ?                      | No     | No                          | No                 | No                       |
| 3           | Whether the Listed Entity has issued any Warrants ?                                    | No     | No                          | No                 | No                       |
| 4           | Whether the Listed Entity has any shares against which depository receipts are issued? | No     | No                          | No                 | No                       |
| 5           | Whether the Listed Entity has any shares in locked-in?                                 | No     | No                          | No                 | No                       |
| 6           | Whether any shares held by promoters are pledge or otherwise encumbered?               | No     | No                          |                    |                          |
| 7           | Whether company has equity shares with differential voting rights?                     | No     | No                          | No                 | No                       |
| 8           | Whether the listed entity has any significant beneficial owner?                        | No     |                             |                    |                          |




**Table I - Summary Statement holding of specified securities**

| Category (I) | Category of shareholder (II)   | Nos. Of shareholders (III) | No. of fully paid up equity shares held (IV) | No. Of Partly paid-up equity shares held (V) | No. Of shares underlying Depository Receipts (VI) | Total nos. shares held (VII) = (IV)+(V)+(VI) | Shareholding as a % of total no. of shares (calculated as per SCRR, 1957) (VIII) As a % of (A+B+C2) | Number of Voting Rights held in each class of securities (IX) |            |         |                         |
|--------------|--------------------------------|----------------------------|--|--|---|--|---|---|------------|---------|-------------------------|
|              |                                |                            |  |  |   |  |   | No of Voting (XIV) Rights                                     |            |         | Total as a % of (A+B+C) |
|              |                                |                            |  |  |   |  |   | Class eg: X   | Class eg:y | Total   |                         |
| (A)          | Promoter & Promoter Group      | 11                         | 6321347                                      |  |   | 6321347                                      | 73.81   | 6321347   |            | 6321347 | 73.81                   |
| (B)          | Public                         | 4801                       | 2243403                                      |  |   | 2243403                                      | 26.19   | 2243403   |            | 2243403 | 26.19                   |
| (C)          | Non Promoter-Non Public        |                            |  |  |   |  |   |   |            |         |                         |
| (C1)         | Shares underlying DRs          |                            |  |  |   |  |   |   |            |         |                         |
| (C2)         | Shares held by Employee Trusts |                            |  |  |   |  |   |   |            |         |                         |
|              | Total                          | 4812                       | 8564750                                      |  |   | 8564750                                      | 100   | 8564750   |            | 8564750 | 100                     |




**Table I - Summary Statement holding of specified securities**


| Category (I) | Category of shareholder (II)   | No. Of Shares Underlying Outstanding convertible securities (X) | No. of Shares Underlying Outstanding Warrants (Xi) | No. Of Shares Underlying Outstanding convertible securities and No. Of Warrants (Xi) (a) | Shareholding , as a % assuming full conversion of convertible securities ( as a percentage of diluted share capital) (XI)= (VII)+(X) As a % of (A+B+C2) | Number of Locked in shares (XII) |                                 | Number of Shares pledged or otherwise encumbered (XIII) |                                 | Number of equity shares held in dematerialized form (XIV) |
|--------------|--------------------------------|---|--|--|---|----------------------------------|---------------------------------|---|---------------------------------|---|
|              |                                |   |  |  |   | No. (a)                          | As a % of total Shares held (b) | No. (a)   | As a % of total Shares held (b) |   |
| (A)          | Promoter & Promoter Group      |   |  |  | 73.81   |                                  |                                 |   |                                 | 6321347   |
| (B)          | Public                         |   |  |  | 26.19   |                                  |                                 |   |                                 | 1585295   |
| (C)          | Non Promoter-Non Public        |   |  |  |   |                                  |                                 |   |                                 |   |
| (C1)         | Shares underlying DRs          |   |  |  |   |                                  |                                 |   |                                 |   |
| (C2)         | Shares held by Employee Trusts |   |  |  |   |                                  |                                 |   |                                 |   |
|              | Total                          |   |  |  | 100   |                                  |                                 |   |                                 | 7906642   |




| Table II - Statement showing shareholding pattern of the Promoter and Promoter Group |   |                            |  |  |   |  |   |   |            |         |                                     |
|--|---|----------------------------|--|--|---|--|---|---|------------|---------|-------------------------------------|
| Sr.  | Category & Name of the Shareholders (I)   | Nos. Of shareholders (III) | No. of fully paid up equity shares held (IV) | No. Of Partly paid-up equity shares held (V) | No. Of shares underlying Depository Receipts (VI) | Total nos. shares held (VII) = (IV)+(V)+(VI) | Shareholding as a % of total no. of shares (calculated as per SCRR, 1957) (VIII) As a % of (A+B+C2) | Number of Voting Rights held in each class of securities (IX) |            |         |                                     |
|  |   |                            |  |  |   |  |   | No of Voting (XIV) Rights                                     |            |         | Total as a % of Total Voting rights |
|  |   |                            |  |  |   |  |   | Class eg: X   | Class eg:y | Total   |                                     |
| A  | Table II - Statement showing shareholding pattern of the Promoter and Promoter Group              |                            |  |  |   |  |   |   |            |         |                                     |
| (1)  | Indian  |                            |  |  |   |  |   |   |            |         |                                     |
| (a)  | Individuals/Hindu undivided Family  | 11                         | 6321347                                      |  |   | 6321347                                      | 73.81   | 6321347   |            | 6321347 | 73.81                               |
| Sub-Total (A) (1)  |   | 11                         | 6321347                                      |  |   | 6321347                                      | 73.81   | 6321347   |            | 6321347 | 73.81                               |
| (2)  | Foreign   |                            |  |  |   |  |   |   |            |         |                                     |
| Total Shareholding of Promoter and Promoter Group (A)=(A) (1)+(A)(2)                 |   | 11                         | 6321347                                      |  |   | 6321347                                      | 73.81   | 6321347   |            | 6321347 | 73.81                               |
| B  | Table III - Statement showing shareholding pattern of the Public shareholder                      |                            |  |  |   |  |   |   |            |         |                                     |
| (1)  | Institutions  |                            |  |  |   |  |   |   |            |         |                                     |
| (2)  | Central Government/ State Government(s)/ President of India                                       | 1                          | 28200  |  |   | 28200  | 0.33  | 28200   |            | 28200   | 0.33                                |
| Sub-Total (B) (2)  |   | 1                          | 28200  |  |   | 28200  | 0.33  | 28200   |            | 28200   | 0.33                                |
| (3)  | Non-institutions  |                            |  |  |   |  |   |   |            |         |                                     |
| (a(i))   | Individuals - i. Individual shareholders holding nominal share capital up to Rs. 2 lakhs.         | 4721                       | 909299                                       |  |   | 909299                                       | 10.62   | 909299  |            | 909299  | 10.62                               |
| (a(ii))  | Individuals - ii. Individual shareholders holding nominal share capital in excess of Rs. 2 lakhs. | 4                          | 842786                                       |  |   | 842786                                       | 9.84  | 842786  |            | 842786  | 9.84                                |
| (c)  | Any Other (specify)   | 75                         | 463118                                       |  |   | 463118                                       | 5.41  | 463118  |            | 463118  | 5.41                                |
| Sub-Total (B) (3)  |   | 4800                       | 2215203                                      |  |   | 2215203                                      | 25.86   | 2215203   |            | 2215203 | 25.86                               |
| Total Public Shareholding (B)=(B) (1)+(B) (2)+(B)(3)                                 |   | 4801                       | 2243403                                      |  |   | 2243403                                      | 26.19   | 2243403   |            | 2243403 | 26.19                               |
| C  | Table IV - Statement showing shareholding pattern of the Non Promoter- Non Public shareholder     |                            |  |  |   |  |   |   |            |         |                                     |
| Total (A+B+C2)   |   | 4812                       | 8564750                                      |  |   | 8564750                                      | 100   | 8564750   |            | 8564750 | 100                                 |
| Total (A+B+C)  |   | 4812                       | 8564750                                      |  |   | 8564750                                      | 100   | 8564750   |            | 8564750 | 100                                 |



| Table II - Statement showing shareholding pattern of the Promoter and Promoter Group |   |  |  |   |                                  |                                 |   |                                 |   |
|--|---|--|--|---|----------------------------------|---------------------------------|---|---------------------------------|---|
| Sr.  | No. Of Shares Underlying Outstanding convertible securities (X)                               | No. of Shares Underlying Outstanding Warrants (Xi) | No. Of Shares Underlying Outstanding convertible securities and No. Of Warrants (Xi) (a) | Shareholding , as a % assuming full conversion of convertible securities ( as a percentage of diluted share capital) (XI)= (VII)+(X) As a % of (A+B+C2) | Number of Locked in shares (XII) |                                 | Number of Shares pledged or otherwise encumbered (XIII) |                                 | Number of equity shares held in dematerialized form (XIV) |
|  |   |  |  |   | No. (a)                          | As a % of total Shares held (b) | No. (a)   | As a % of total Shares held (b) |   |
| A  | Table II - Statement showing shareholding pattern of the Promoter and Promoter Group          |  |  |   |                                  |                                 |   |                                 |   |
| (1)  | Indian  |  |  |   |                                  |                                 |   |                                 |   |
| (a)  |   |  |  | 73.81   |                                  |                                 |   |                                 | 6321347   |
| Sub-Total (A) (1)  |   |  |  | 73.81   |                                  |                                 |   |                                 | 6321347   |
| (2)  | Foreign   |  |  |   |                                  |                                 |   |                                 |   |
| Total Shareholding of Promoter and Promoter Group (A)=(A) (1)+(A)(2)                 |   |  |  | 73.81   |                                  |                                 |   |                                 | 6321347   |
| B  | Table III - Statement showing shareholding pattern of the Public shareholder                  |  |  |   |                                  |                                 |   |                                 |   |
| (1)  | Institutions  |  |  |   |                                  |                                 |   |                                 |   |
| (2)  |   |  |  | 0.33  |                                  |                                 |   |                                 | 28200   |
| Sub-Total (B) (2)  |   |  |  | 0.33  |                                  |                                 |   |                                 | 28200   |
| (3)  | Non-institutions  |  |  |   |                                  |                                 |   |                                 |   |
| (a(i))   |   |  |  | 10.62   |                                  |                                 |   |                                 | 397091  |
| (a(ii))  |   |  |  | 9.84  |                                  |                                 |   |                                 | 842786  |
| (e)  |   |  |  | 5.41  |                                  |                                 |   |                                 | 317218  |
| Sub-Total (B) (3)  |   |  |  | 25.86   |                                  |                                 |   |                                 | 1557095   |
| Total Public Shareholding (B)=(B)(1)+(B) (2)+(B)(3)                                  |   |  |  | 26.19   |                                  |                                 |   |                                 | 1585295   |
| C  | Table IV - Statement showing shareholding pattern of the Non Promoter- Non Public shareholder |  |  |   |                                  |                                 |   |                                 |   |
| Total ( A+B+C2 )   |   |  |  | 100   |                                  |                                 |   |                                 | 7906642   |
| Total (A+B+C )   |   |  |  | 100   |                                  |                                 |   |                                 | 7906642   |


  
 Gyanendra  
 New Delhi

| Individuals/Hindu undivided Family  |  |  |               |               |                        |              |              |
|---|--|--|---------------|---------------|------------------------|--------------|--------------|
| Serial No.  | 1  | 2  | 3             | 4             | 5                      | 6            | 7            |
| Name of the Shareholders (I)  | BHUPINDER KUMAR SEKHRI(BHUPINDER KUMAR SEKHRI AND KAPIL HUF) | BHUPINDER KUMAR SEKHRI (BHUPINDER KUMAR SEKHRI AND SONS HUF) | GAURAV SEKHRI | SHOBHA SEKHRI | BHUPINDER KUMAR SEKHRI | KAPIL SEKHRI | AARTI SEKHRI |
| PAN (II)  | AAHHB8826N   | AAHHB8827P   | AAOPG3103G    | AATPS1222M    | AATPS6454P             | ABKPS4820K   | AOJPS4139K   |
| No. of fully paid up equity shares held (IV)  | 6010   | 262300   | 66200         | 1636343       | 110287                 | 79700        | 1511347      |
| No. Of Partly paid-up equity shares held (V)  |  |  |               |               |                        |              |              |
| No. Of shares underlying Depository Receipts (VI)   |  |  |               |               |                        |              |              |
| Total nos. shares held (VII) = (IV)+(V)+(VI)  | 6010   | 262300   | 66200         | 1636343       | 110287                 | 79700        | 1511347      |
| Shareholding as a % of total no. of shares (calculated as per SCRR, 1957) (VIII) As a % of (A+B+C2)                     | 0.07   | 3.06   | 0.77          | 19.11         | 1.29                   | 0.93         | 17.65        |
| Number of Voting Rights held in each class of securities (IX)   |  |  |               |               |                        |              |              |
| Class eg: X   | 6010   | 262300   | 66200         | 1636343       | 110287                 | 79700        | 1511347      |
| Class eg: y   |  |  |               |               |                        |              |              |
| Total   | 6010   | 262300   | 66200         | 1636343       | 110287                 | 79700        | 1511347      |
| Total as a % of Total Voting rights   | 0.07   | 3.06   | 0.77          | 19.11         | 1.29                   | 0.93         | 17.65        |
| No. Of Shares Underlying Outstanding convertible securities (X)   |  |  |               |               |                        |              |              |
| No. of Shares Underlying Outstanding Warrants (Xi)  |  |  |               |               |                        |              |              |
| No. Of Shares Underlying Outstanding convertible securities and No. Of Warrants (Xi) (a)                                |  |  |               |               |                        |              |              |
| Shareholding as a % assuming full conversion of convertible securities (as a percentage of diluted share capital) (XI)= | 0.07   | 3.06   | 0.77          | 19.11         | 1.29                   | 0.93         | 17.65        |






|   |      |        |       |         |        |       |         |
|---|------|--------|-------|---------|--------|-------|---------|
| (VII)+(XI)(a)<br>As a % of<br>(A+B+C2)                                |      |        |       |         |        |       |         |
| Number of Locked in shares (XII)                                      |      |        |       |         |        |       |         |
| No. (a)   |      |        |       |         |        |       |         |
| As a % of<br>total Shares<br>held (b)                                 |      |        |       |         |        |       |         |
| Number of Shares pledged or otherwise encumbered (XIII)               |      |        |       |         |        |       |         |
| No. (a)   |      |        |       |         |        |       |         |
| As a % of<br>total Shares<br>held (b)                                 |      |        |       |         |        |       |         |
| Number of<br>equity shares<br>held in<br>dematerialized<br>form (XIV) | 6010 | 262300 | 66200 | 1636343 | 110287 | 79700 | 1511347 |
| Reason for not providing PAN  |      |        |       |         |        |       |         |
| Reason for not<br>providing<br>PAN                                    |      |        |       |         |        |       |         |
| Shareholder<br>type   |      |        |       |         |        |       |         |

*Groni*




| Individuals/Hindu undivided Family   |             |                 |              |                    |                       |
|--|-------------|-----------------|--------------|--------------------|-----------------------|
| Serial No.   | 8           | 9               | 10           | 11                 |                       |
| Name of the Shareholders (1)   | PUJA SEKHRI | KRISHNAV SEKHRI | ARNAV SEKHRI | ADITYA BRIJ SEKHRI | Click here to go back |
| PAN (II)   | AOJPS4220H  | DDUPS7263F      | DDUPS7277H   | DDUPS7278J         | Total                 |
| No. of fully paid up equity shares held (IV)   | 1749160     | 300000          | 300000       | 300000             | 6321347               |
| No. Of Partly paid-up equity shares held (V)   |             |                 |              |                    |                       |
| No. Of shares underlying Depository Receipts (VI)  |             |                 |              |                    |                       |
| Total nos. shares held (VII) = (IV)+(V)+ (VI)  | 1749160     | 300000          | 300000       | 300000             | 6321347               |
| Shareholding as a % of total no. of shares (calculated as per SCRR, 1957) (VIII) As a % of (A+B+C2)  | 20.42       | 3.5             | 3.5          | 3.5                | 73.81                 |
| Number of Voting Rights held in each class of securities (IX)  |             |                 |              |                    |                       |
| Class eg: X  | 1749160     | 300000          | 300000       | 300000             | 6321347               |
| Class eg: y  |             |                 |              |                    |                       |
| Total  | 1749160     | 300000          | 300000       | 300000             | 6321347               |
| Total as a % of Total Voting rights  | 20.42       | 3.5             | 3.5          | 3.5                | 73.81                 |
| No. Of Shares Underlying Outstanding convertible securities (X)  |             |                 |              |                    |                       |
| No. of Shares Underlying Outstanding Warrants (Xi)   |             |                 |              |                    |                       |
| No. Of Shares Underlying Outstanding convertible securities and No. Of Warrants (Xi) (a)   |             |                 |              |                    |                       |
| Shareholding , as a % assuming full conversion of convertible securities (as a percentage of diluted share capital) (XI)= (VII)+(Xi)(a) As a % of (A+B+C2) | 20.42       | 3.5             | 3.5          | 3.5                | 73.81                 |
| Number of Locked in shares (XII)   |             |                 |              |                    |                       |
| No. (a)  |             |                 |              |                    |                       |
| As a % of total Shares held (b)  |             |                 |              |                    |                       |
| Number of Shares pledged or otherwise encumbered (XIII)  |             |                 |              |                    |                       |
| No. (a)  |             |                 |              |                    |                       |
| As a % of total Shares held (b)  |             |                 |              |                    |                       |



|   |         |        |        |        |         |
|---|---------|--------|--------|--------|---------|
| Number of equity shares held in dematerialized form (XIV) | 1749160 | 300000 | 300000 | 300000 | 6321347 |
| Reason for not providing PAN                              |         |        |        |        |         |
| Reason for not providing PAN                              |         |        |        |        |         |
| Shareholder type  |         |        |        |        |         |


*Cron*  
 Tink  
 M  
 De  
 \*

| Individuals - ii. Individual shareholders holding nominal share capital in excess of Rs. 2 lakhs.  |                   |                     |                       |
|--|-------------------|---------------------|-----------------------|
| Serial No.   | 1                 | 2                   |                       |
| Name of the Shareholders (I)   | SHAMA ASHOK MEHRA | PADMAVATHI MANCHALA | Click here to go back |
| PAN (II)   | AAAPM8128K        | ADGPM5886K          | Total                 |
| No. of fully paid up equity shares held (IV)   | 363000            | 300000              | 663000                |
| No. Of Partly paid-up equity shares held (V)   |                   |                     |                       |
| No. Of shares underlying Depository Receipts (VI)  |                   |                     |                       |
| Total nos. shares held (VII) = (IV)+(V)+ (VI)  | 363000            | 300000              | 663000                |
| Shareholding as a % of total no. of shares (calculated as per SCRR, 1957) (VIII) As a % of (A+B+C2)  | 4.24              | 3.5                 | 7.74                  |
| Number of Voting Rights held in each class of securities (IX)  |                   |                     |                       |
| Class eg. X  | 363000            | 300000              | 663000                |
| Class eg. y  |                   |                     |                       |
| Total  | 363000            | 300000              | 663000                |
| Total as a % of Total Voting rights  | 4.24              | 3.5                 | 7.74                  |
| No. Of Shares Underlying Outstanding convertible securities (X)  |                   |                     |                       |
| No. of Shares Underlying Outstanding Warrants (Xi)   |                   |                     |                       |
| No. Of Shares Underlying Outstanding convertible securities and No. Of Warrants (Xi) (a)   |                   |                     |                       |
| Shareholding , as a % assuming full conversion of convertible securities (as a percentage of diluted share capital) (XI)= (VII)+(X) As a % of (A+B+C2) | 4.24              | 3.5                 | 7.74                  |
| Number of Locked in shares (XII)   |                   |                     |                       |
| No. (a)  |                   |                     |                       |
| As a % of total Shares held (b)  |                   |                     |                       |
| Number of equity shares held in dematerialized form (XIV)  | 363000            | 300000              | 663000                |
| Reason for not providing PAN   |                   |                     |                       |




|                              |  |  |  |
|------------------------------|--|--|--|
| Reason for not providing PAN |  |  |  |
|------------------------------|--|--|--|

*Groni*




Tina Trade Ltd.  
New Delhi  
\*

| Any Other (specify)  |  |                           |          |                  |                       |
|--|--|---------------------------|----------|------------------|-----------------------|
| Serial No.   | 1                                      | 2                         | 3        | 4                |                       |
| Category   | Bodies Corporate                       | Non-Resident Indian (NRI) | HUF      | Bodies Corporate |                       |
| Category / More than 1 percentage  | More than 1 percentage of shareholding | Category                  | Category | Category         |                       |
| Name of the Shareholders (I)   | ASHOKA MERCANTILE LIMITED              |                           |          |                  | Click here to go back |
| PAN (II)   | AAACA4221A                             |                           |          |                  | Total                 |
| No. of the Shareholders (I)  | 1                                      | 34                        | 10       | 31               | 75                    |
| No. of fully paid up equity shares held (IV)   | 291812                                 | 80000                     | 2762     | 380356           | 463118                |
| No. Of Partly paid-up equity shares held (V)   |  |                           |          |                  |                       |
| No. Of shares underlying Depository Receipts (VI)  |  |                           |          |                  |                       |
| Total nos. shares held (VII) = (IV)+(V)+ (VI)  | 291812                                 | 80000                     | 2762     | 380356           | 463118                |
| Shareholding as a % of total no. of shares (calculated as per SCRR, 1957) (VIII) As a % of (A+B+C2)  | 3.41                                   | 0.93                      | 0.03     | 4.44             | 5.4                   |
| Number of Voting Rights held in each class of securities (IX)  |  |                           |          |                  |                       |
| Class eg: X  | 291812                                 | 80000                     | 2762     | 380356           | 463118                |
| Class eg: y  |  |                           |          |                  |                       |
| Total  | 291812                                 | 80000                     | 2762     | 380356           | 463118                |
| Total as a % of Total Voting rights  | 3.41                                   | 0.93                      | 0.03     | 4.44             | 5.4                   |
| No. Of Shares Underlying Outstanding convertible securities (X)  |  |                           |          |                  |                       |
| No. of Shares Underlying Outstanding Warrants (Xi)   |  |                           |          |                  |                       |
| No. Of Shares Underlying Outstanding convertible securities and No. Of Warrants (Xi) (a)   |  |                           |          |                  |                       |
| Shareholding , as a % assuming full conversion of convertible securities (as a percentage of diluted share capital) (XI)= (VII)+(X) As a % of (A+B+C2) | 3.41                                   | 0.93                      | 0.03     | 4.44             | 5.4                   |
| Number of Locked in shares (XII)   |  |                           |          |                  |                       |
| No. (a)  |  |                           |          |                  |                       |



|   |        |      |      |        |        |
|---|--------|------|------|--------|--------|
| As a % of total Shares held (b)                           |        |      |      |        |        |
| Number of equity shares held in dematerialized form (XIV) | 291812 | 2600 | 2762 | 311856 | 317218 |
| Reason for not providing PAN                              |        |      |      |        |        |
| Reason for not providing PAN                              |        |      |      |        |        |



Sr. No. Details of the SBO Details of the registered owner Details of holding/ exercise of right of the SBO in the reporting company, whether direct or indirect\*: Date of creation / acquisition of significant beneficial interest Name PAN Passport No. in case of a foreign national Nationality Nationality (Applicable in case of Any other is selected) Name PAN Passport No. in case of a foreign national Nationality Nationality (Applicable in case of Any other is selected) Whether by virtue of: Shares Voting rights Rights on distributable dividend or any other distribution Exercise of control Exercise of significant influence

*Cronis*

